

▶ Application Instructions ◀


A. PREPARATION

1. Surface to which decal is applied must be 60 or warmer. Hot water or heat lamp may be used to warm surface.
2. When applying decals to a glass surface it should first be cleaned throughly using a glass cleaner or 60/40 alcohol/water mixture. For vehicle graphics application the application area should be wiped down with an automotive grade wax and grease remover (i.e. DuPont "Prep-Sol" or PPG DX 330 would be the most commonly available.) If you know your surface to be generally clean, then an 60/40 alcohol/water mixture cleaning should suffice. In all instances, be sure that surface is completely dry before installation.

B. APPLYING DECALS & PRE SPACED LETTERING

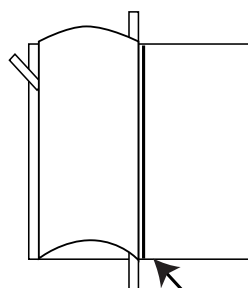
1. Place decal in position desired using pieces of masking tape at corners to hold it in place. Be sure decal is flat against surface before taping.
2. Run a long piece of tape vertically through the center of the decal to act as a hinge (See Fig. 1)
3. Swing one edge of the decal away from the application surface and remove the backing paper up to the tape hinge. Cut the backing paper next to the hinge using a single edge blade. (See Fig. 2)
4. Swing the decal back into the original position but not let adhesive touch the surface.
5. Using firm overlapping strokes with plastic squeegee, start at the hinge edge and squeegee the decal into place being careful not to trap air (See Fig. 3).
6. Remove the tape hinge and repeat steps 3, 4, and 5 above for the other side of decal.
7. Resqueegee entire decal being sure all edges are firmly rubbed down.
8. To remove premask tape from the face of decal, slowly and carefully peel back at 180 (against itself) after decal has been applied.

Figure 1



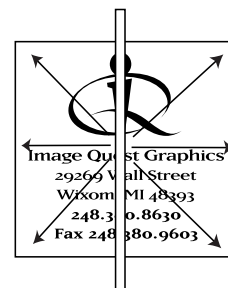
Tape in position
with hinge

Figure 2



Cut here

Figure 3



Squeegee direction

C. HELPFUL HINTS

1. If bubbles should appear, they may be picked with a pin and air pressed out.
2. Squeegee over the face tape on letter carriers as though they were a one-piece decal.



Image Quest Graphics
29425 Wall Street
Wixom, MI 48393
248.380.8630
Fax 248.380.9603